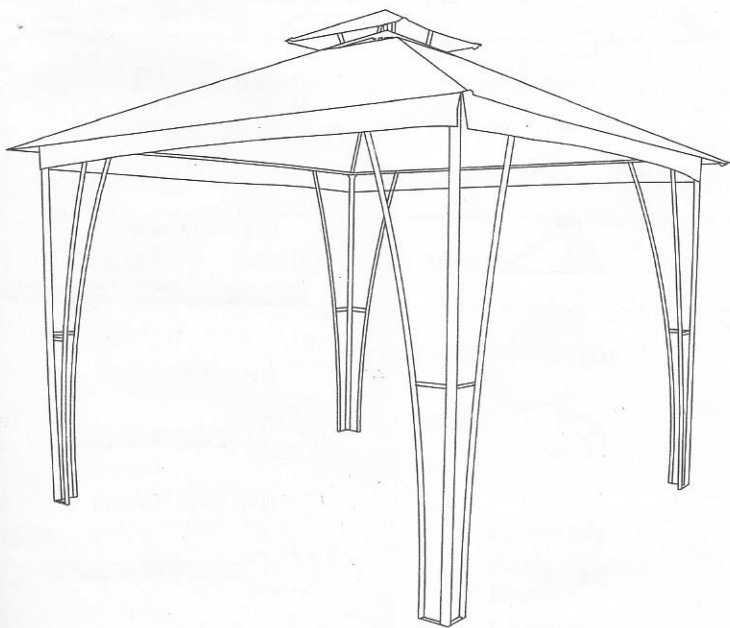


B&Q 2012

blooma 

# Sumba




[01] x 4



[02] x 4




[03] x 4



[04] x 4



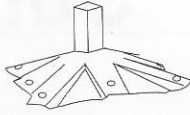
[05] x 4



[06] x 4



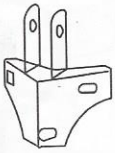
[07] x 1



[08] x 1



[09] x 4



[10] x 52 x



[11] x 52 - 9



[12] x 2



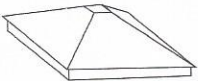
[13] x 8 x



[14] x 1



[15] x 1




[16] x 52



[17] x 52 x



[18] x 8



1 : 1

[19] x 12 (M6x45mm) ✓



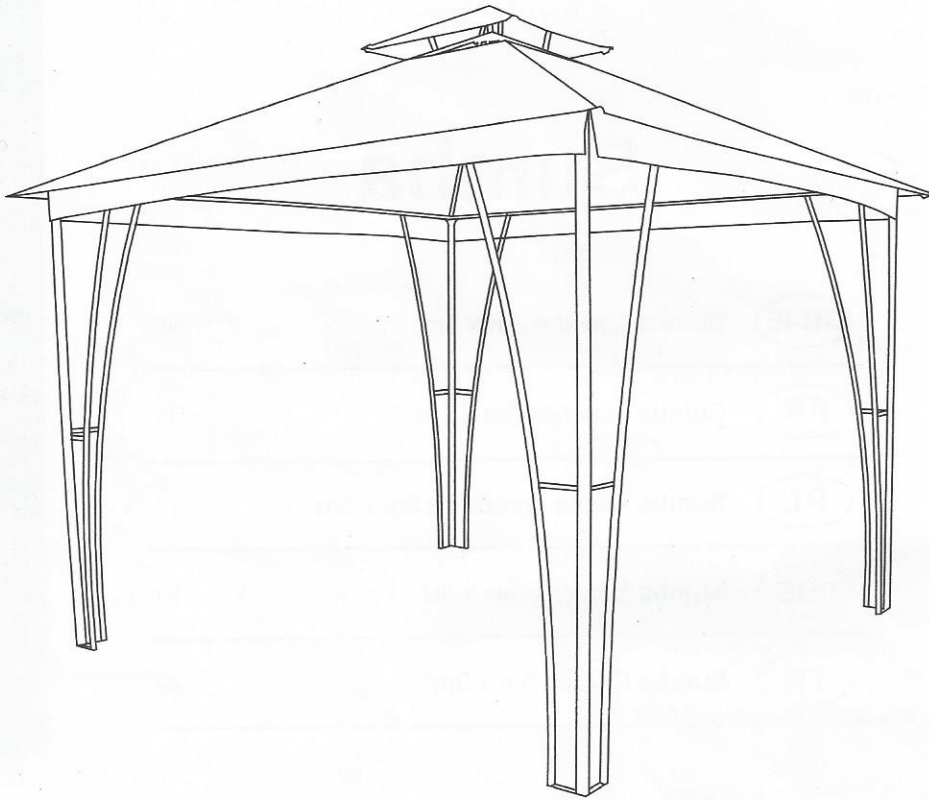
[20] x 16 (M6x25mm) ✓



[21] x 24 (M6x30mm) ✓



Sumba Gazebo 3m x 3m by Blooma



EAN: 05291991

You will need

---





**Check that you have noted all the following instructions:**

- For domestic use only.
- Always use on firm level ground.
- Periodic structural checks of this product should be undertaken, do not use if you have any doubts about its fitness for purpose.
- Do not let children play with this product.



- Keep away from naked flame and heat sources.
- Ensure that this product is closed during adverse weather conditions (high winds, heavy rain or snow etc.) Do not use in these conditions.
- Never stay under this product in thunderstorms.
- Do not hang any objects from the ribs and frame of this product.
- Ensure that the product is dismantled or the canopy is removed during adverse weather conditions (high winds, heavy rain or snow etc.) Do not use in these conditions.
- This product is designed for occasional use only. This is not to be used as a permanent structure and must be protected from adverse weather conditions such as high winds, heavy rain and snow.

**Getting started...**

**IMPORTANT - RETAIN THIS  
INFORMATION FOR FUTURE  
REFERENCE: READ CAREFULLY**

## The 5 golden rules for care

---

- ① Use warm soapy water and a soft damp cloth to clean the surface of the product. Wipe dry with a clean cloth.
- ② Never use any solvents, scourers, abrasives, bleach, acids, strong detergents, aggressive chemical cleaners or solvent-type cleaning solutions on the product.
- ③ Do not use a high-pressure washer for cleaning of this product.
- ④ To remove stains or mildew, use a solution of warm water and mild detergent.
- ⑤ For cleaning of fabric, please refer to sewn in label.

## At the beginning of the season

---

- > Check to ensure that all components and fixings of this product are secure, do not use if you have any doubts about its fitness for purpose.

## At the end of the season

---

- > This product should be stored under cover during prolonged spells of adverse weather (wet or cold) and also during the winter (ideally in a garden shed or garage).
- > Always clean and dry thoroughly before storage.