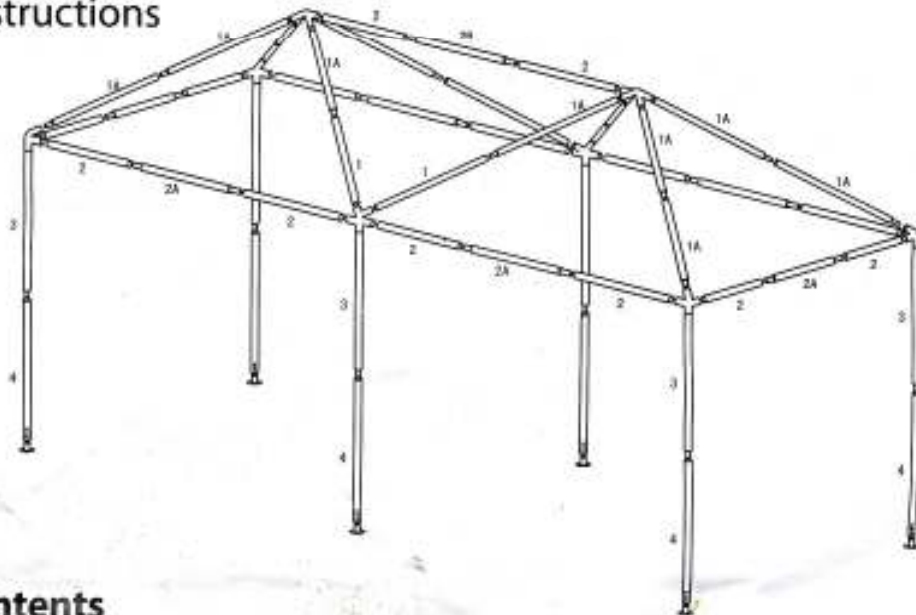


HOME BASE

3 x 6m Gazebo Assembly Instructions



Pack Contents

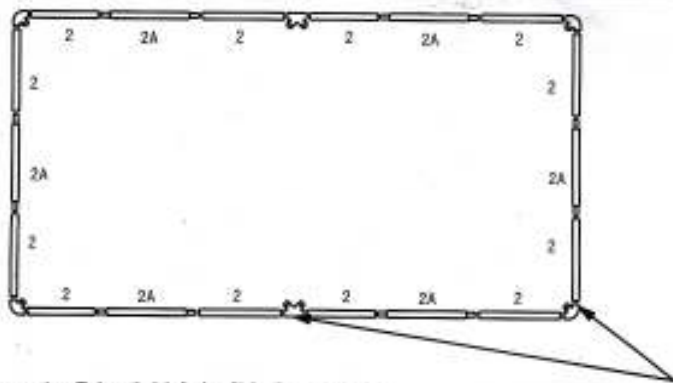
Number	Parts	Size mm	Qty
1		1080	4
1A		1080	12
2		1000	14
2A		1000	6
2B		1018	1
3		1060	6
4		1000	6
Side Corner Joints			4
Side Corner Joints			2
Centre Connector			2
Base Plate			6
Stake			12
Ropes			6
Curtain Ring			36
Cover			1
3x2M Side Panel			6

Customer Care

- This Gazebo is not a permanent structure and should be disassembled and stored away after use.
- Do not repack your Gazebo until completely dry.
- This Gazebo must be assembled by 3 adults.
- This Gazebo must not be left erect in windy conditions.
- If you have any problems with your Gazebo please call our helpline on 0151 520 0074
- This Gazebo is not water proof, but is shower proof.

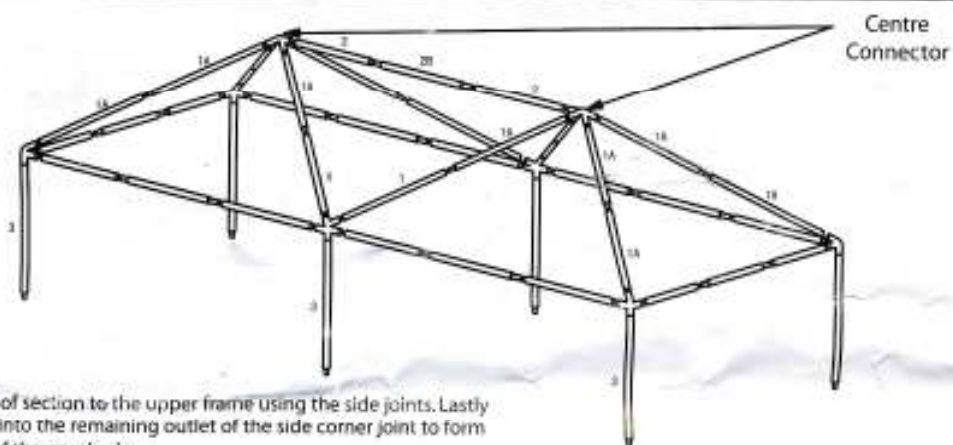
STEP BY STEP GUIDE TO ASSEMBLY

Step 1



Assemble the upper frame as shown using Tubes 2, 2A & the Side Corner Joints

Step 2



Attach the roof section to the upper frame using the side joints. Lastly place tube 3 into the remaining outlet of the side corner joint to form the top half of the gazebo leg.

Step 3

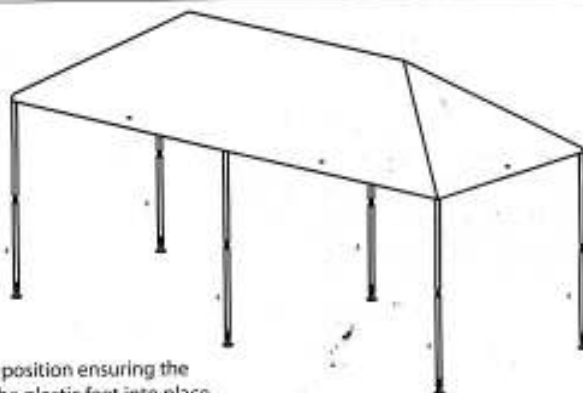


Place the cover tightly over the frame and secure using the velcro straps.

Customer Care/Hotline number for help and assistance call 0151 520 0074

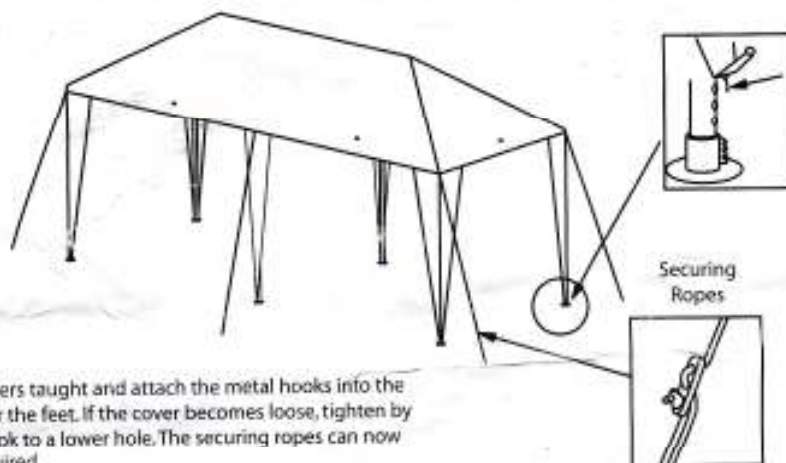
STEP BY STEP GUIDE TO ASSEMBLY

Step 4



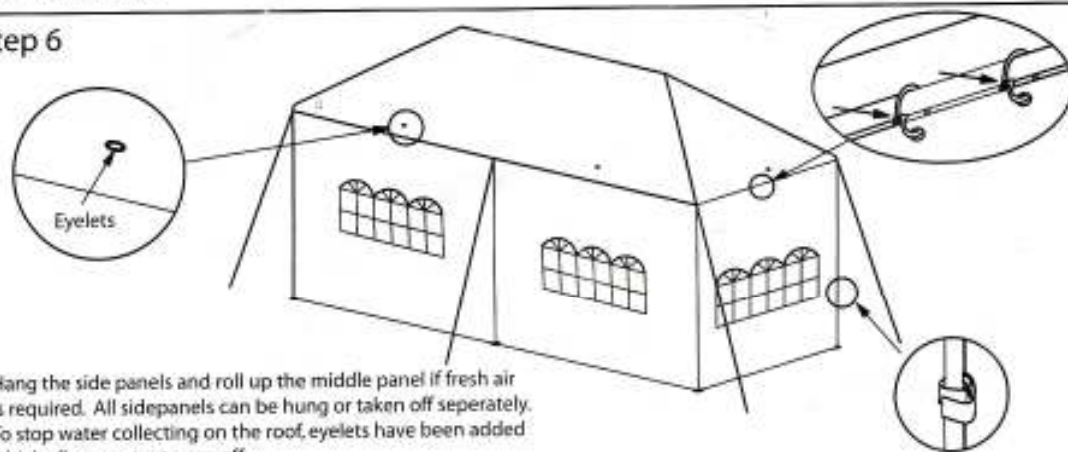
Slot the remaining legs (Tubes 4) into position ensuring the side tube holes are at the base. Push the plastic feet into place.

Step 5



Pull the leg covers taught and attach the metal hooks into the tube holes near the feet. If the cover becomes loose, tighten by moving the hook to a lower hole. The securing ropes can now be fitted if required.

Step 6



Hang the side panels and roll up the middle panel if fresh air is required. All sidepanels can be hung or taken off separately. To stop water collecting on the roof, eyelets have been added which allows water to run off.

FIRE PRECAUTIONS

This Gazebo can burn
Do not use naked flames in the Gazebo
This Gazebo is not flame retardant.

Customer Care/Hotline number for help and assistance call 0151 520 0074

HOMEbase Ltd, Avebury, Milton Keynes, MK9 2NW Tel: 0845 077 8888 www.homebase.co.uk

For help or advice regarding your product please call the customer help line on 0151 520 0074 Mon-Fri 9.00am 5.00pm